



Total Solution Provider in Saw Device

SA04405BF

44.0 MHz IF SAW Filter
5.60 MHz Bandwidth
Revision 0: 17. March. 2008



- Electrical Characteristics
 - Package Dimensions
 - Testing Environment
 - Frequency Characteristics
-

SAWNICS Inc.

460 Cheonheung-ri, Seonggeo-eup, Cheonan-si, Chungcheongnam-do, 330-836 / Korea.
Tel: +82 41 550 9372 / Fax: +82 41 550 9399 / www.sawnics.com

**□ Electrical Characteristics****Maximum Ratings**

Parameters Description	Unit	Minimum	Typical	Maximum
Operation Temperature Range	°C	-30	-	80
Storage Temperature Range	°C	-40	-	85
Maximum DC Voltage	V	-	-	10
Maximum Input Power	dBm	-	-	10
Source Impedance (single ended) ⁽¹⁾	Ω	-	50	-
Load Impedance (single ended) ⁽¹⁾	Ω	-	50	-
Package type&size	F			
Length x Width	mm ²	-	34.7 x 12.6	-
Height	mm	-	-	5.05

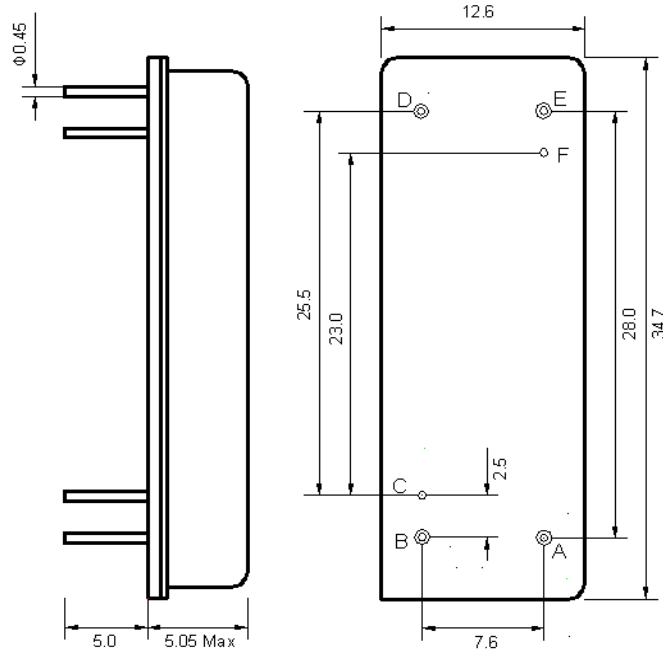
Electrical Specification

Parameters Description	Unit	Minimum	Typical	Maximum
Center Frequency (Fo)	MHz	43.95	44.0	44.05
Insertion Loss at Fo	dB	-	24.5	26.5
Amplitude Ripple Variation at Fo ± 2.69 MHz	dB _{p-p}	-	0.6	0.8
Group Delay Variation at Fo ± 2.69 MHz	nsec	-	100	150
Absolute Delay at Fo	µsec	-	4.07	-
Temperature Coefficient	ppm/°C	-	-94	-
Bandwidth at -1.0 dB	MHz	5.40	5.60	-
Bandwidth at -3.0 dB	MHz	-	5.75	-
Bandwidth at -40.0 dB	MHz	-	6.44	6.7
Ultimate Rejection	dB	50	55	-
Relative Attenuation				-
39.75MHz	dB	50	55	
47.25MHz	dB	50	55	

Notes : (1) With Matching Network (Ref. Testing Environment Circuit as shown below).
Those impedances could be modified with different impedance values and/or structures, if necessary.

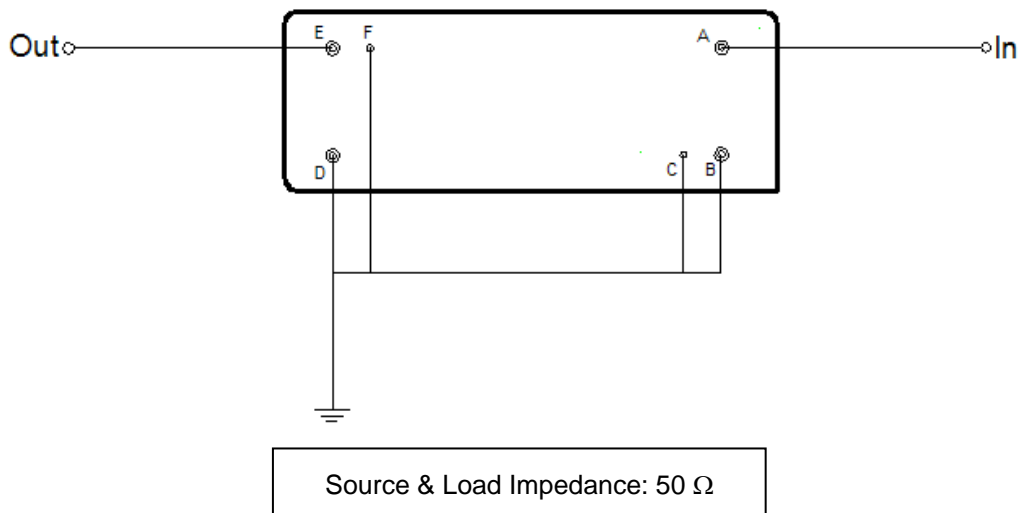
□ Package Dimensions

1



Pin Description	
B, C, D, F	Ground
A	Input
E	Output

□ Testing Environment

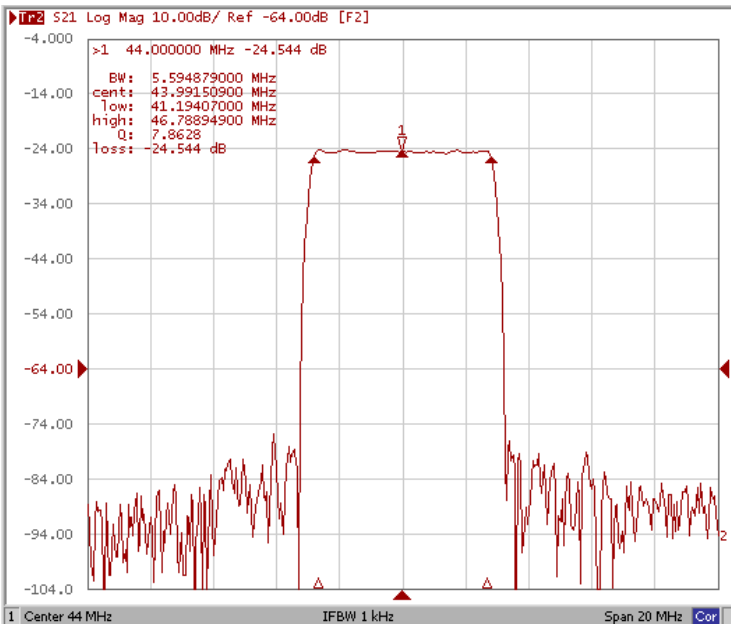




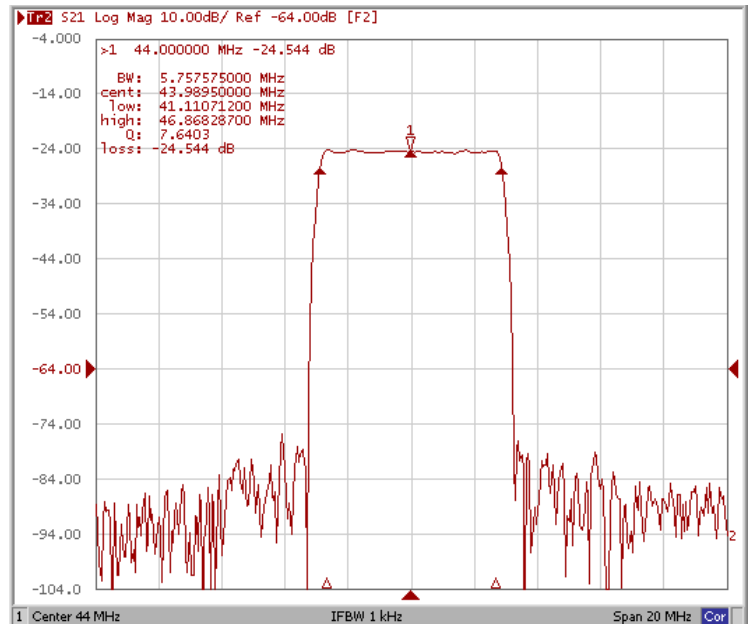
Frequency Characteristics

Frequency Response

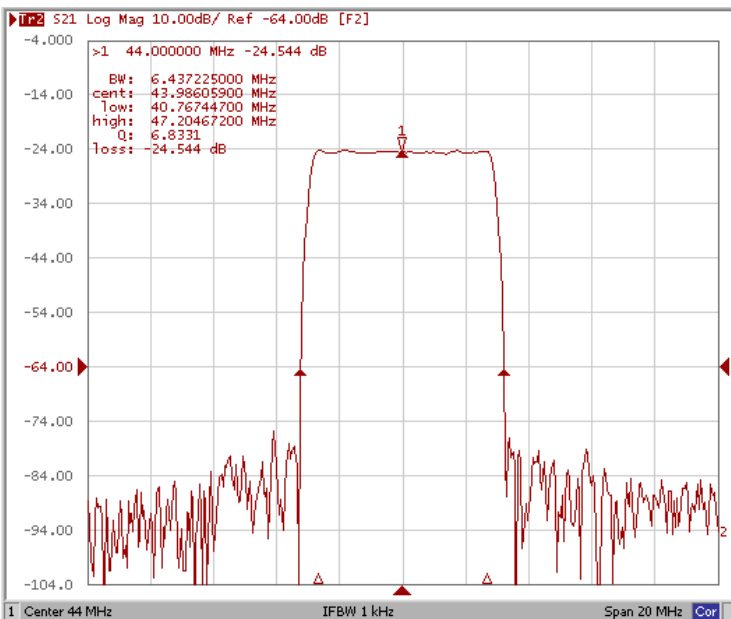
Bandwidth at -1.0 dB



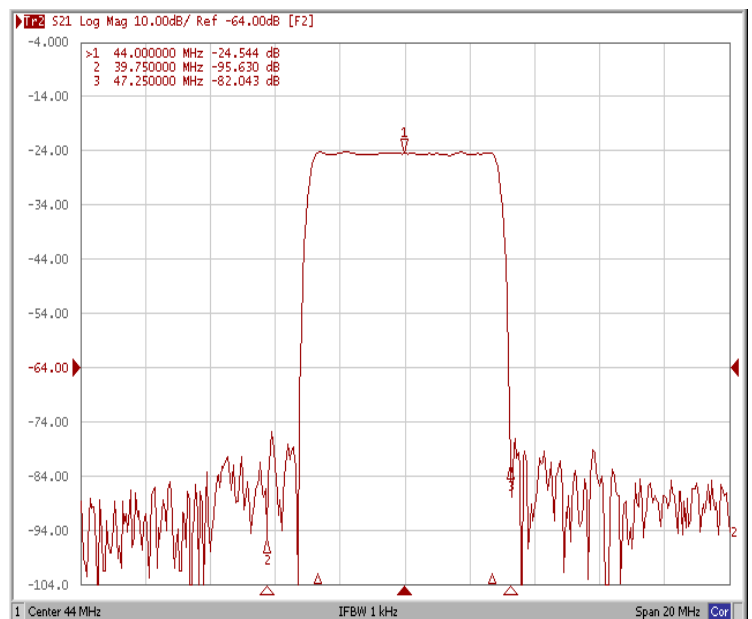
Bandwidth at -3.0 dB



Bandwidth at -40.0 dB



Attenuation 39.75, 47.25 MHz

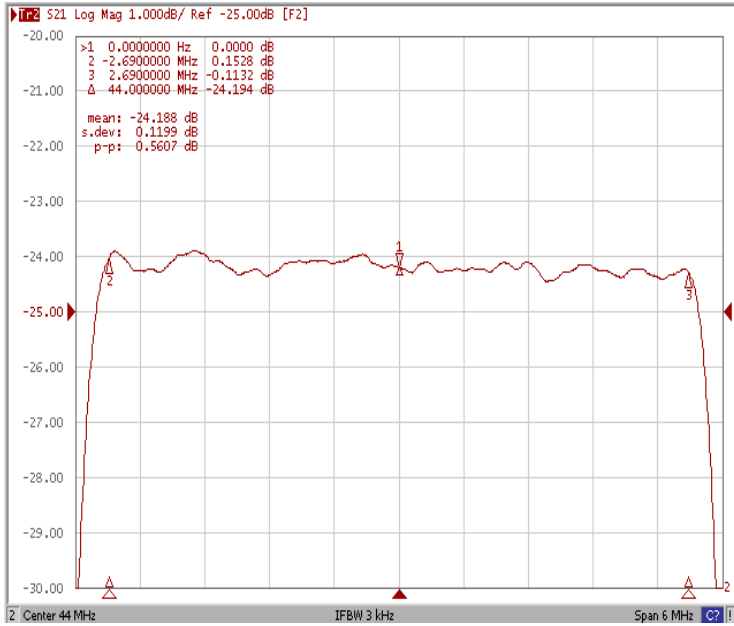




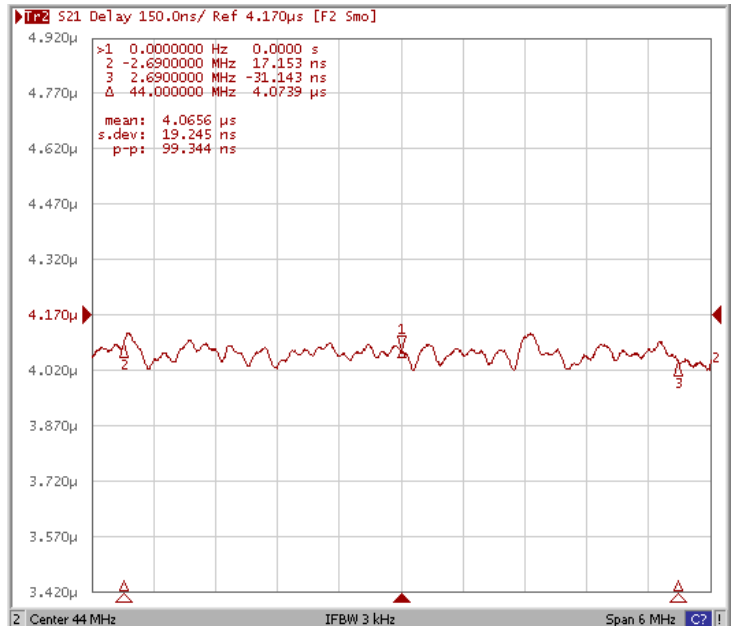
Frequency Characteristics

Frequency Response

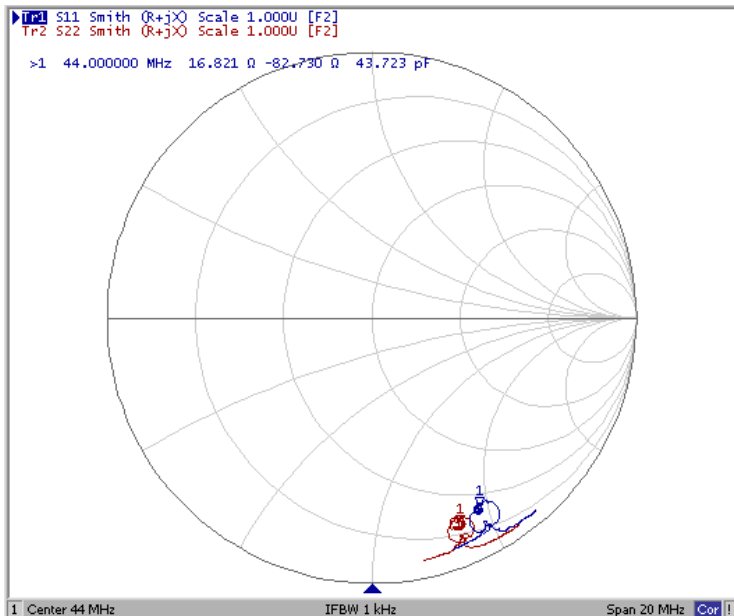
Ripple Variation Fo±2.69MHz



Group Delay Variation Fo±2.69MHz



Smith Chart



SWR

