



*Total Solution Provider in Saw Device*

---

# SA2085AM

Wireless, RF SAW Filter  
Revision 0: September 2007



- Electrical Characteristics
  - Package Dimensions
  - Testing Environment
  - Frequency Characteristics
- 

**SAWNICS Inc.**

460 Cheonheung-ri, Seonggeo-eup, Cheonan-si, Chungcheongnam-do, 330-836 / Korea.  
Tel: +82 41 550 9372 / Fax: +82 41 550 9399 / [www.sawnics.com](http://www.sawnics.com)

## □ Electrical Characteristics

### Maximum Ratings

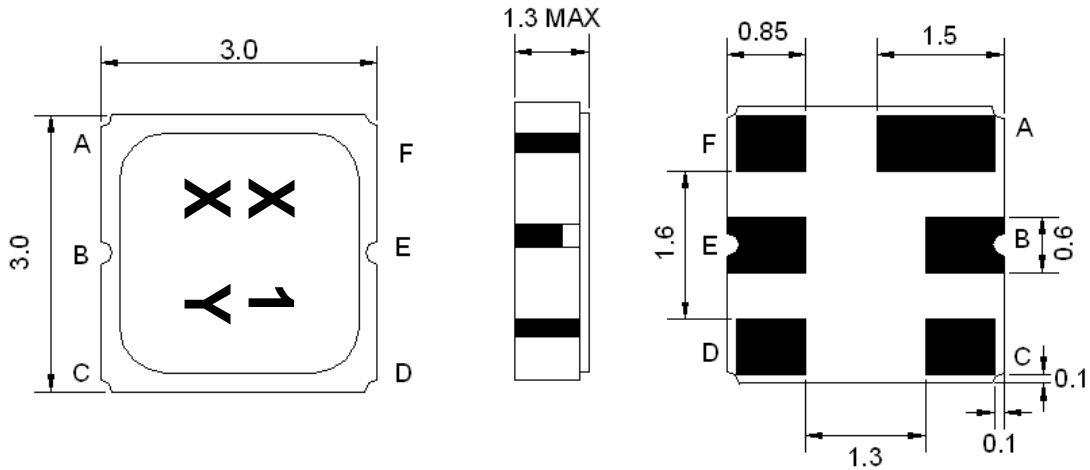
Parameters Description	Unit	Minimum	Typical	Maximum
Operating Temperature Range	°C	-30	-	+80
Storage Temperature Range	°C	-40	-	+85
Maximum DC Voltage	V	-	-	3
Maximum Input Power	dBm	-	-	10
Source Impedance (single ended) <sup>(1)</sup>	Ω	-	50	-
Load Impedance (single ended) <sup>(1)</sup>	Ω	-	50	-
Package type & size	M			
Length x Width	mm <sup>2</sup>	-	3.0 x 3.0	-
Height	mm	-	-	1.3

### Electrical Specification

Parameters Description	Unit	Minimum	Typical	Maximum
Center Frequency (Fo)	MHz	-	2085.0	-
Insertion Loss within 2082.5 ~ 2087.5 MHz	dB	-	1.4	2.5
Amplitude Ripple within 2082.5 ~ 2087.5 MHz	dB <sub>p-p</sub>	-	0.1	0.5
Return Loss within 2082.5 ~ 2087.5 MHz	dB	18	25	-
<b>Attenuation:</b>				
1985.0 MHz	dB	35	43	-
2210.0 MHz	dB	30	33	-

**Notes :** (1) No Matching Network (Ref. Testing Environment Circuit as shown below).

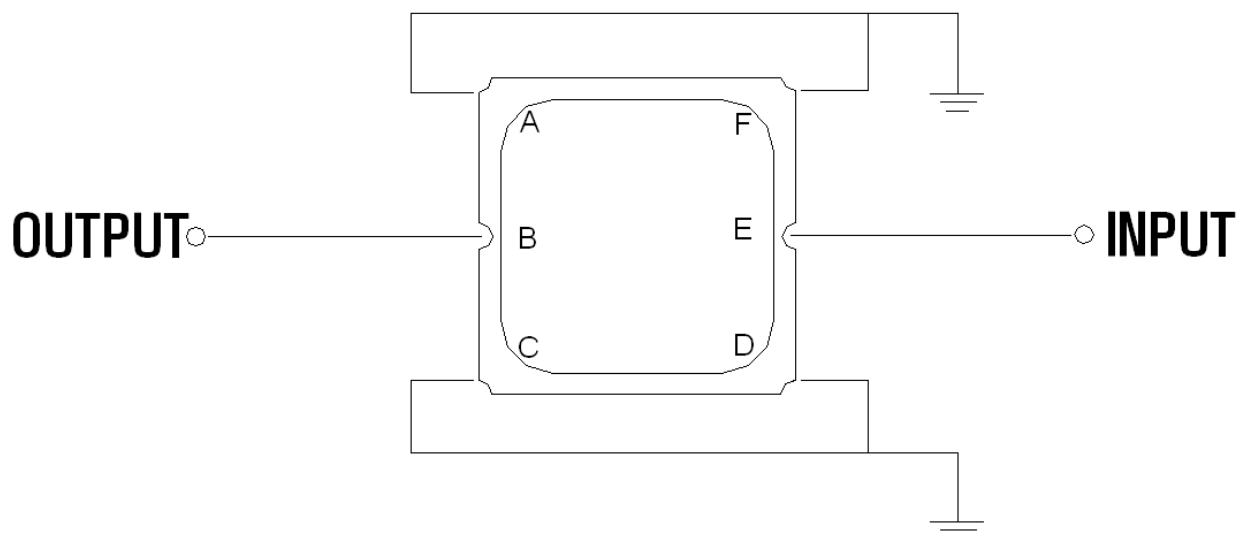
**Package Dimensions**



Marking Descriptions	
X	Wireless Application
1	Series Number
X	Date Code(Year)
Y	Date Code(Month)

Pin Description	
A, C, D, F	Ground
E	In
B	Out

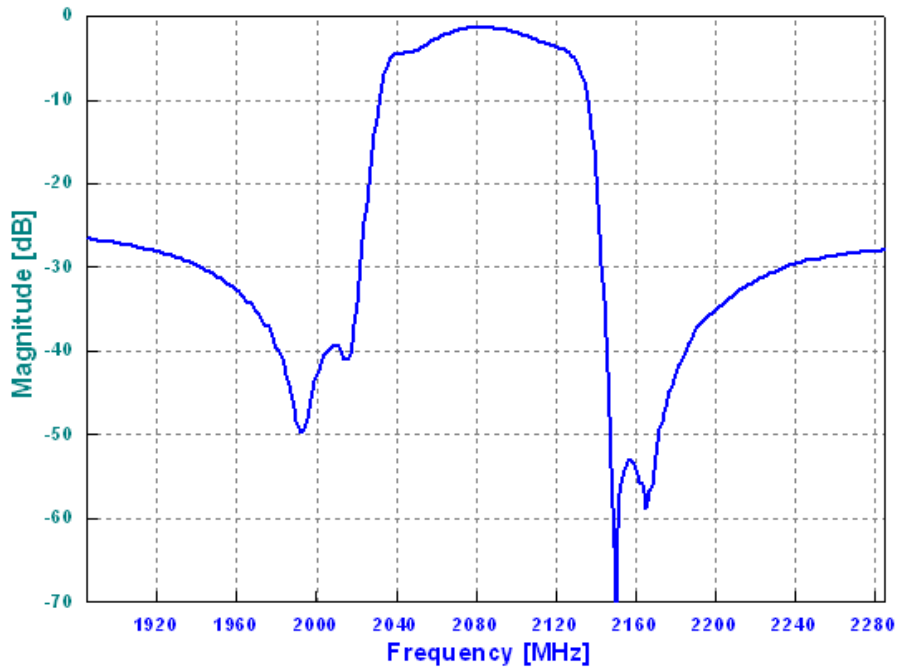
**Testing Environment**



Source & Load Impedance: 50 Ω

## □ Frequency Characteristics

Frequency Response



Return Loss

