



Total Solution Provider in Saw Device

SA2642AL

DMB, RF SAW Filter
Revision 0: April 2005



- Electrical Characteristics
 - Package Dimensions
 - Testing Environment
 - Frequency Characteristics
-

SAWNICS Inc.

460 Cheonheung-ri, Seonggeo-eup, Cheonan-si, Chungcheongnam-do, 330-836 / Korea.
Tel: +82 41 550 9372 / Fax: +82 41 550 9399 / www.sawnics.com



□ Electrical Characteristics

Maximum Ratings

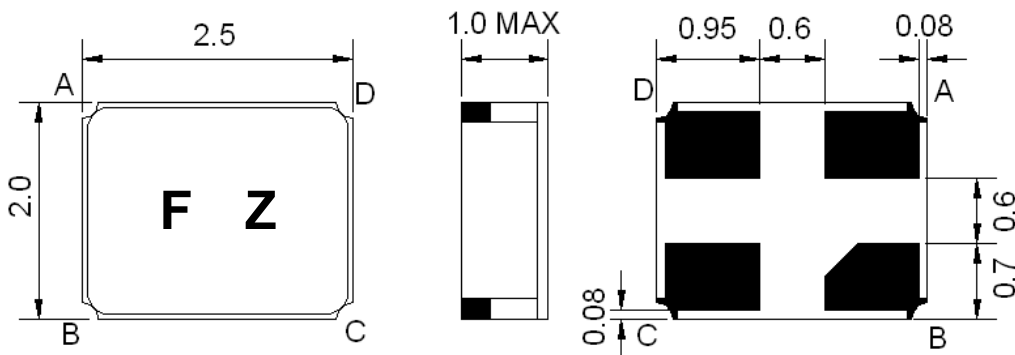
Parameters Description	Unit	Minimum	Typical	Maximum
Operating Temperature Range	°C	-30	-	+80
Storage Temperature Range	°C	-40	-	+85
Maximum DC Voltage	V	-	-	0.2
Maximum Input Power	dBm	-	-	0
Source Impedance (single ended) ⁽¹⁾	Ω	-	50	-
Load Impedance (single ended) ⁽¹⁾	Ω	-	50	-
Package type & size	L			
Length x Width	mm ²	-	2.5 x 2.0	-
Height	mm	-	-	1.0

Electrical Specification

Parameters Description	Unit	Minimum	Typical	Maximum
Center Frequency (Fo)	MHz	-	2642.5	-
Insertion Loss within 2630.0 ~ 2655.0 MHz	dB	-	3.0	3.5
Amplitude Ripple within 2630.0 ~ 2655.0 MHz	dB _{p-p}	-	0.8	1.5
Attenuation:				
D.C. ~ 2400 MHz	dB	20	30	-
2400 ~ 2500 MHz	dB	20	28	-
2750 ~ 3500 MHz	dB	18	25	-
3500 ~ 6000 MHz	dB	15	22	-
VSWR within 2630.0 ~ 2655.0 MHz	-	-	1.7	2.5

Notes : (1) No Matching Network (Ref. Testing Environment Circuit as shown below).

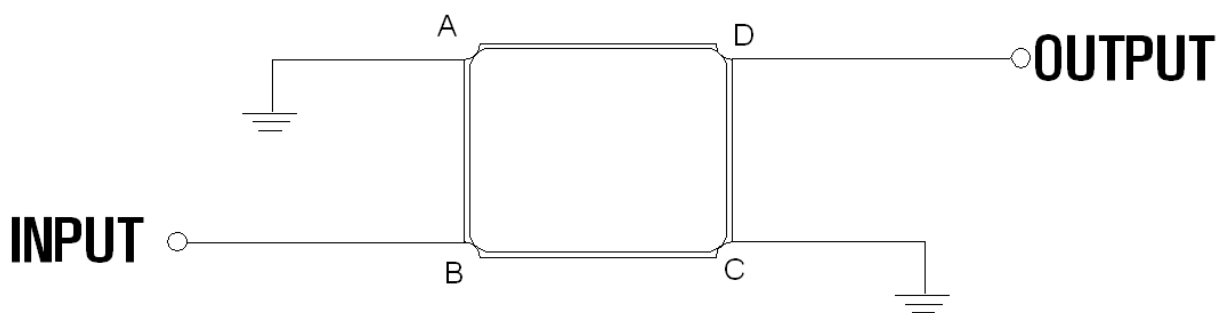
Package Dimensions



Marking Descriptions	
F	Series Number
Z	Data Code(Year+Month)

Pin Description	
A, C	Ground
B	In
D	Out

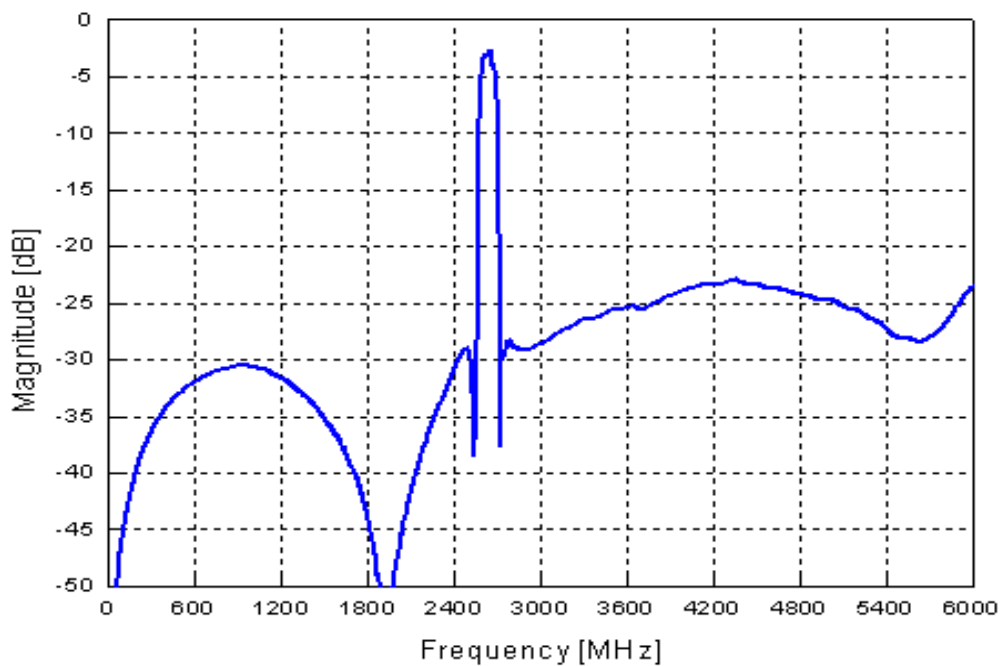
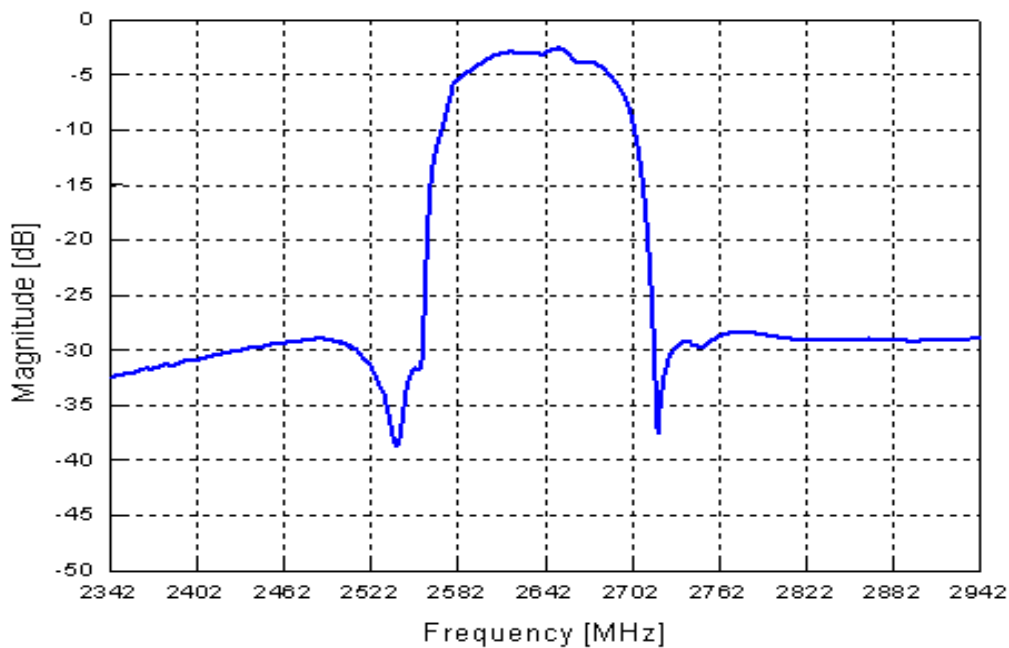
Testing Environment



Source & Load Impedance: 50 Ω

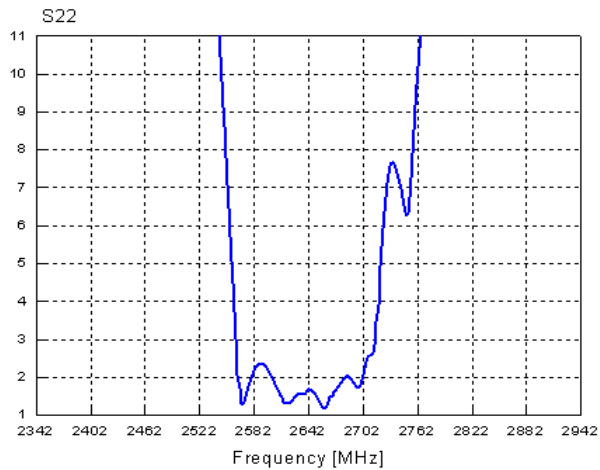
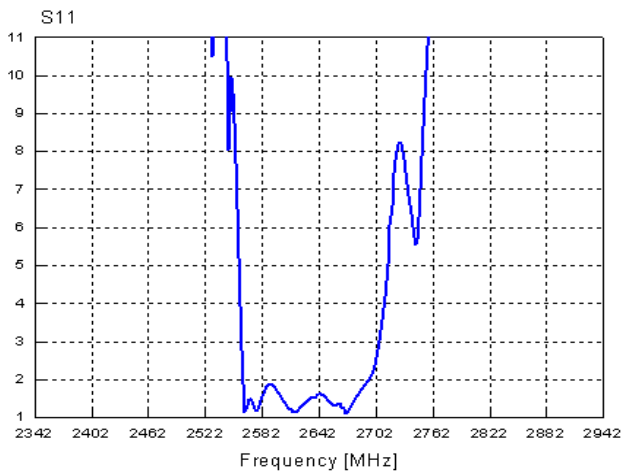
□ Frequency Characteristics

Frequency Response





VSWR



Smith Chart

