



*Total Solution Provider in Saw Device*

---

# SA876AM

Wireless, RF SAW Filter  
Revision 0: August 2009



- Electrical Characteristics
  - Package Dimensions
  - Testing Environment
  - Frequency Characteristics
- 

**SAWNICS Inc.**

---

460 Cheonheung-ri, Seonggeo-eup, Cheonan-si, Chungcheongnam-do, 330-836 / Korea.  
Tel: +82 41 550 9372 / Fax: +82 41 550 9399 / [www.sawnics.com](http://www.sawnics.com)

## □ Electrical Characteristics

### Maximum Ratings

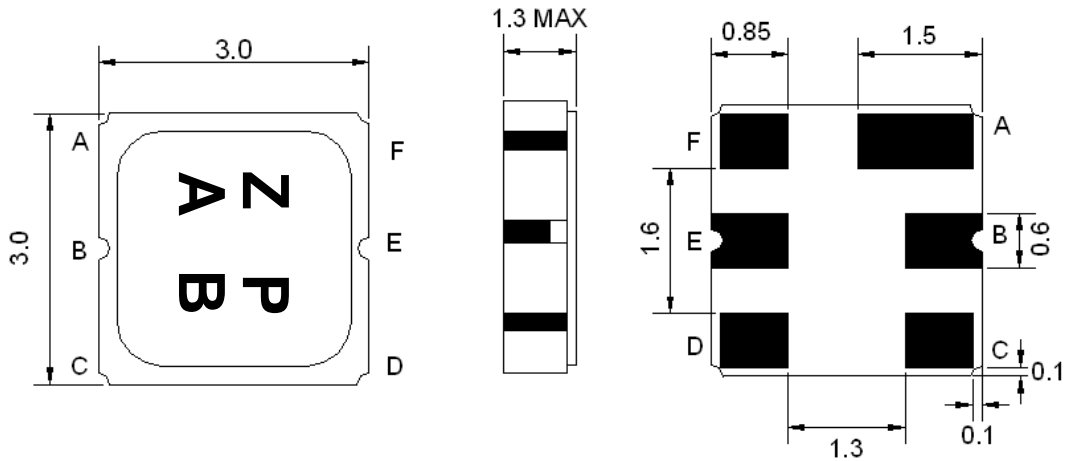
Parameters Description	Unit	Minimum	Typical	Maximum
Operating Temperature Range	°C	-5	-	+70
Storage Temperature Range	°C	-40	-	+85
Maximum DC Voltage	V	-	-	0
Maximum Input Power	dBm	-	-	10
Source Impedance (single ended) <sup>(1)</sup>	Ω	-	50	-
Load Impedance (single ended) <sup>(1)</sup>	Ω	-	50	-
Package type & size	M			
Length x Width	mm <sup>2</sup>	-	3.0 x 3.0	-
Height	mm	-	-	1.3

### Electrical Specification

Parameters Description	Unit	Minimum	Typical	Maximum
Center Frequency (Fo)	MHz	-	876.5	-
Insertion Loss within 869.0~884.0MHz	dB	-	2.8	3.2
Amplitude Ripple within 869.0~884.0MHz	dB <sub>p-p</sub>	-	1.0	1.5
<b>Attenuation</b>				
0.3 ~ 824.0 MHz	dB	40	48	-
824.0 ~ 839.0 MHz	dB	35	44	-
854.0 MHz	dB	35	44	-
920.0 ~ 2000.0 MHz	dB	30	40	-
VSWR within 869.0~884.0MHz	-	-	1.9	2.3

**Notes :** (1) No Matching Network (Ref. Testing Environment Circuit as shown below).

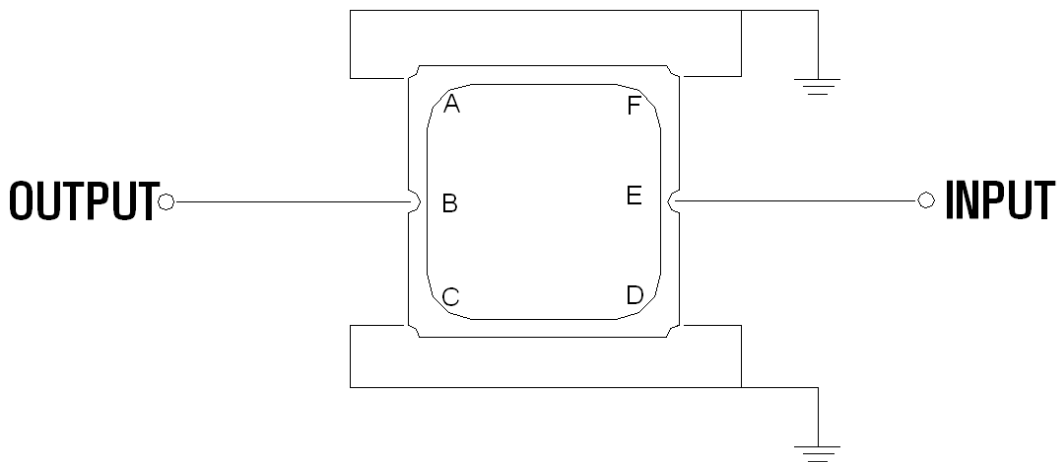
**Package Dimensions**



Marking Descriptions	
Z	Wireless Application
P	Series Number
A	Date Code(Year)
B	Date Code(Month)

Pin Description	
A, C, D, F	Ground
E	In or Out
B	Out or In

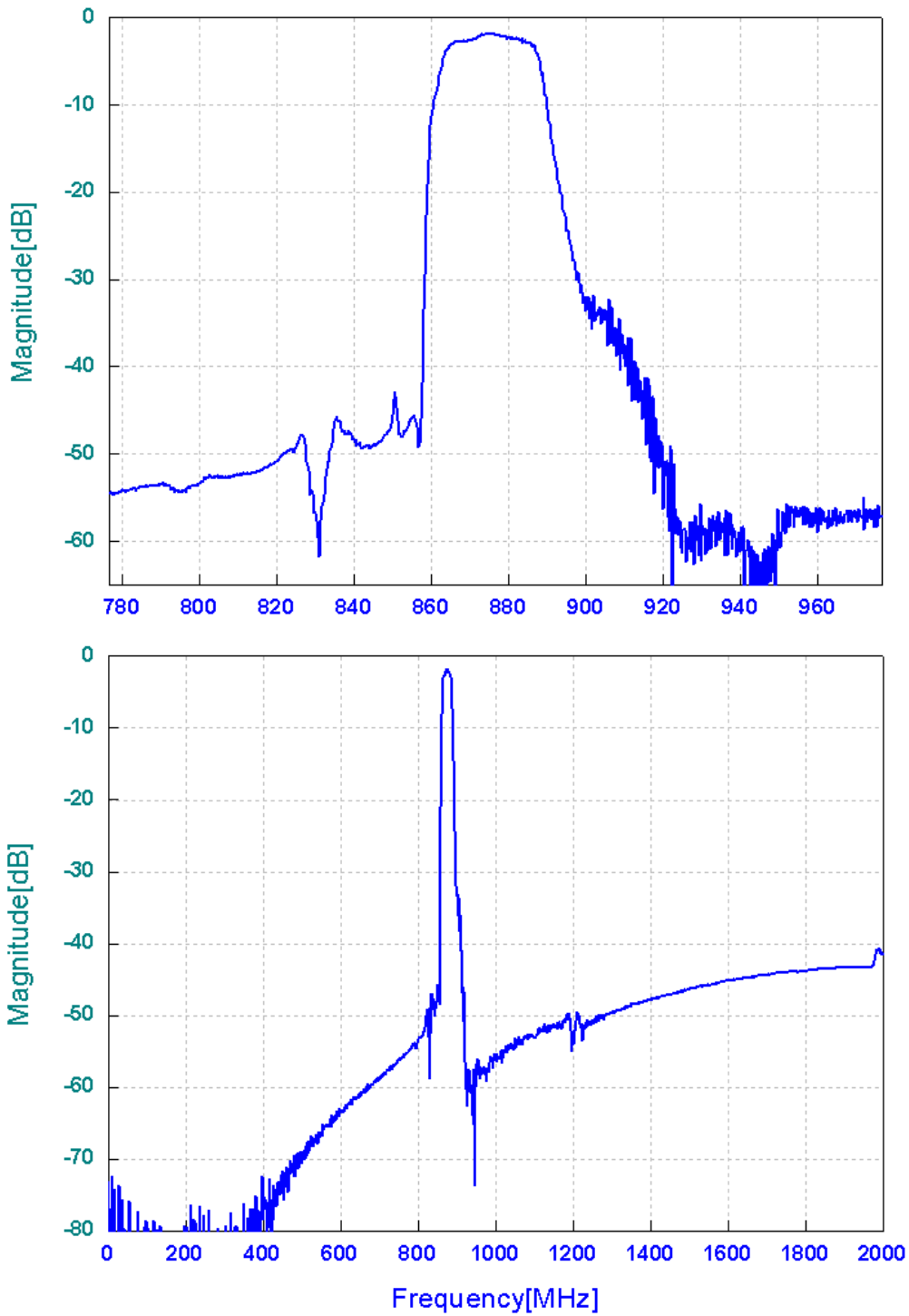
**Testing Environment**



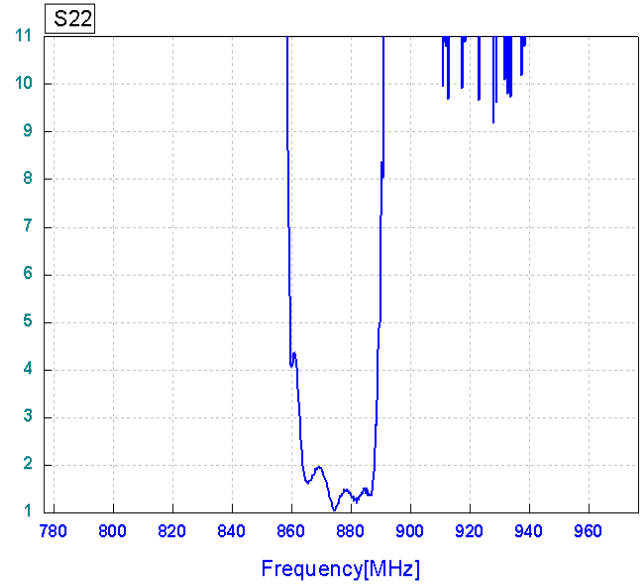
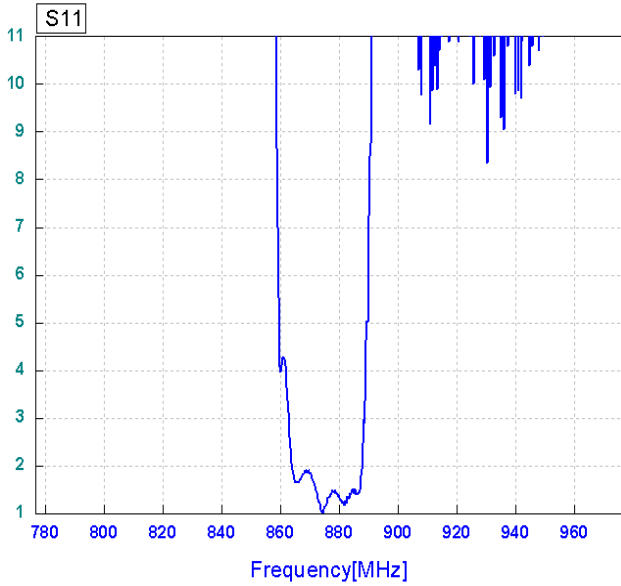
Source & Load Impedance: 50 Ω

**□ Frequency Characteristics**

Frequency Response



**VSWR**



**Smith Chart**

