



Total Solution Provider in Saw Device

SD831GP3

SAW DUPLEXER For 831 MHz / 876 MHz
Revision 0: February ,2011



- Electrical Characteristics
 - Package Dimensions
 - Testing Environment
 - Frequency Characteristics
-

SAWNICS Inc.

460 Cheonheung-ri, Seonggeo-eup, Cheonan-si, Chungcheongnam-do, 330-836 / Korea.
Tel: +82 41 550 9372 / Fax: +82 41 550 9399 / www.sawnics.com



□ Electrical Characteristics

Maximum Ratings

Parameters Description	Unit	Minimum	Typical	Maximum
Operation Temperature Range	°C	-5	-	+70
Storage Temperature Range		-40	-	+85
Maximum DC Voltage	V	0		
Maximum Input Power	W	1.2 W > 50000 Hours, CW tone(Ta= +50°C)		
Input Impedance	Ω	50		
Output Impedance	Ω	50		
Package type & size		P3		
Length x Width	mm ²	-	3.8 x 3.8	-
Height	mm	-	-	1.45

Electrical Specification

Tx → Ant		Specifications			
Parameters Description	Condition [MHz]	Unit	Minimum	Typical	Maximum
Insertion Loss	824.0 ~ 839.0	dB	-	2.1	3.0
Ripple	824.0 ~ 839.0	dB	-	0.6	1.0
VSWR	824.0 ~ 839.0	-	-	1.7	2.2
Absolute Attenuation	854.0	dB	25	45	-
	869.0 ~ 884.0	dB	45	50	-

Ant → Rx		Specifications			
Parameters Description	Condition [MHz]	Unit	Minimum	Typical	Maximum
Insertion Loss	869.0 ~ 884.0	dB	-	2.8	3.5
Ripple	869.0 ~ 884.0	dB	-	1.7	2.0
VSWR	869.0 ~ 884.0	-	-	2.4	2.8
Absolute Attenuation	824.0 ~ 839.0	dB	45	55	-
	854.0	dB	25	45	-



SD831GP3

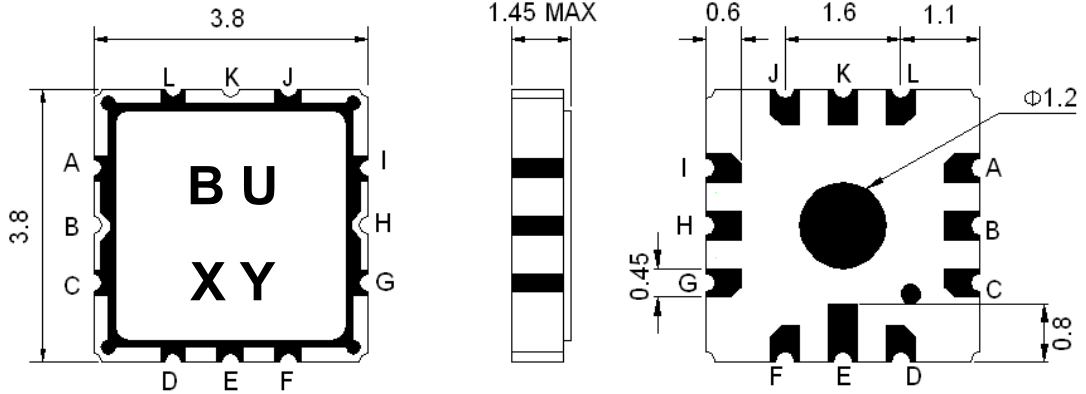
SAW DUPLEXER FOR 831 MHz / 876MHz

Tx → Ant		Specifications			
Parameters Description	Condition [MHz]	Unit	Minimum	Typical	Maximum
Isolation	824.0 ~ 839.0	dB	45	55	-
	869.0 ~ 884.0	dB	45	50	-

Notes : (1) With Matching Network .

Package Dimensions

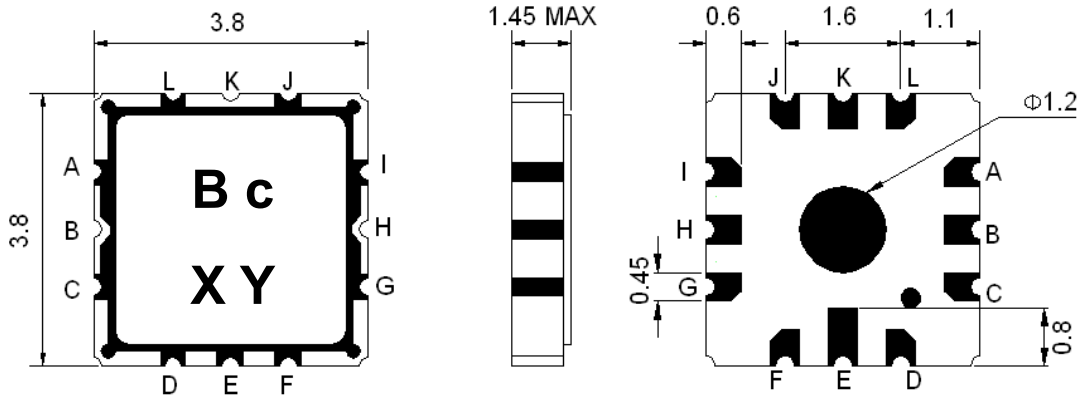
Marking Type 1



Marking Descriptions	
B	CDMA800 Application
U	Series Number
X	Date Code(Year)
Y	Date Code(Month)

Pin Description	
A, C, D, E, F, G, I, J, L	Ground
K	Ant Port
B	Rx Port (876.5MHz)
H	Tx Port (831.5MHz)

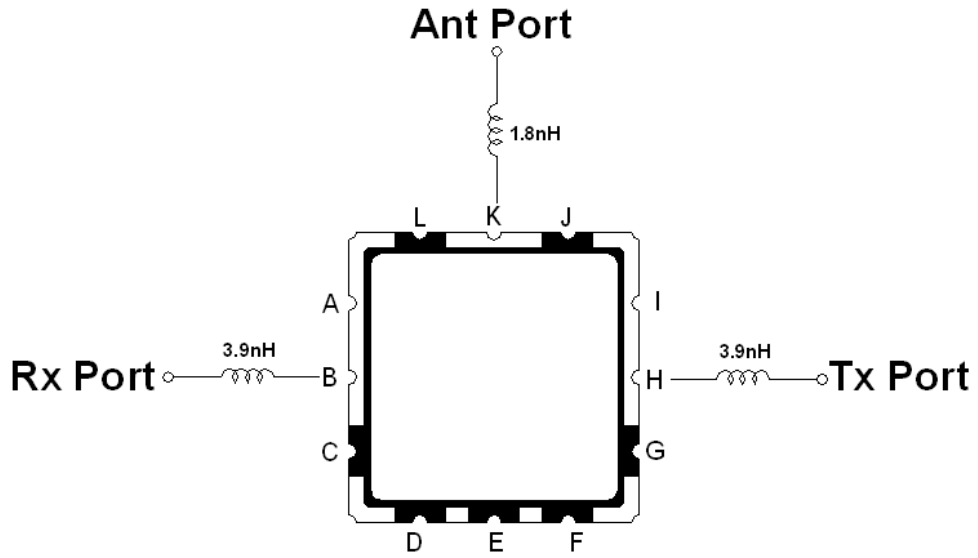
Marking Type 2



Marking Descriptions	
B	CDMA800 Application
c	Series Number
X	Date Code(Year)
Y	Date Code(Month)

Pin Description	
A, C, D, E, F, G, I, J, L	Ground
K	Ant Port
B	Rx Port (876.5MHz)
H	Tx Port (831.5MHz)

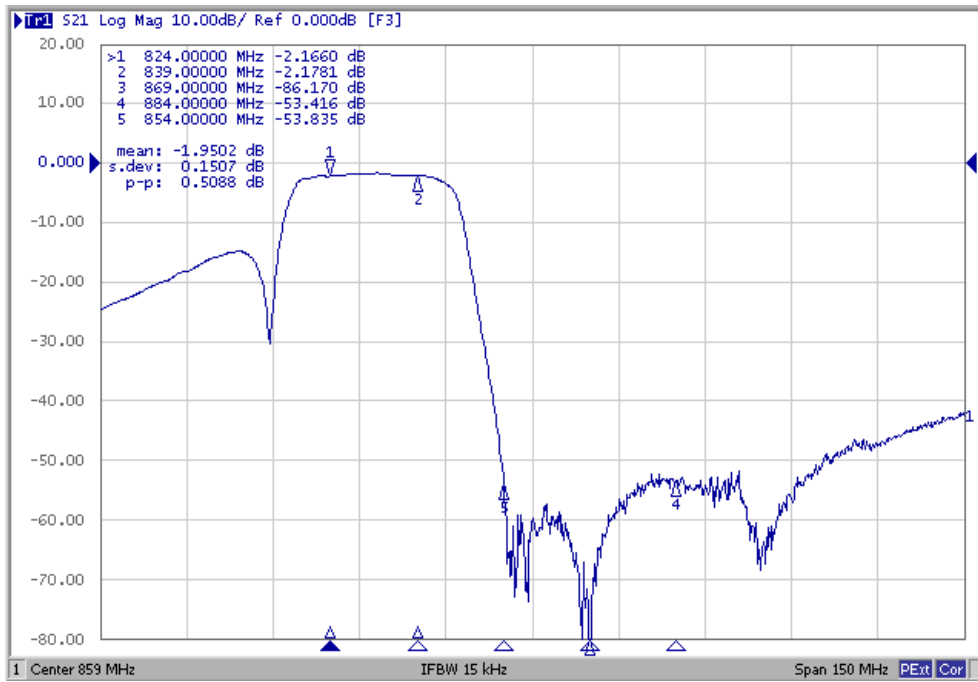
□ Testing Environment



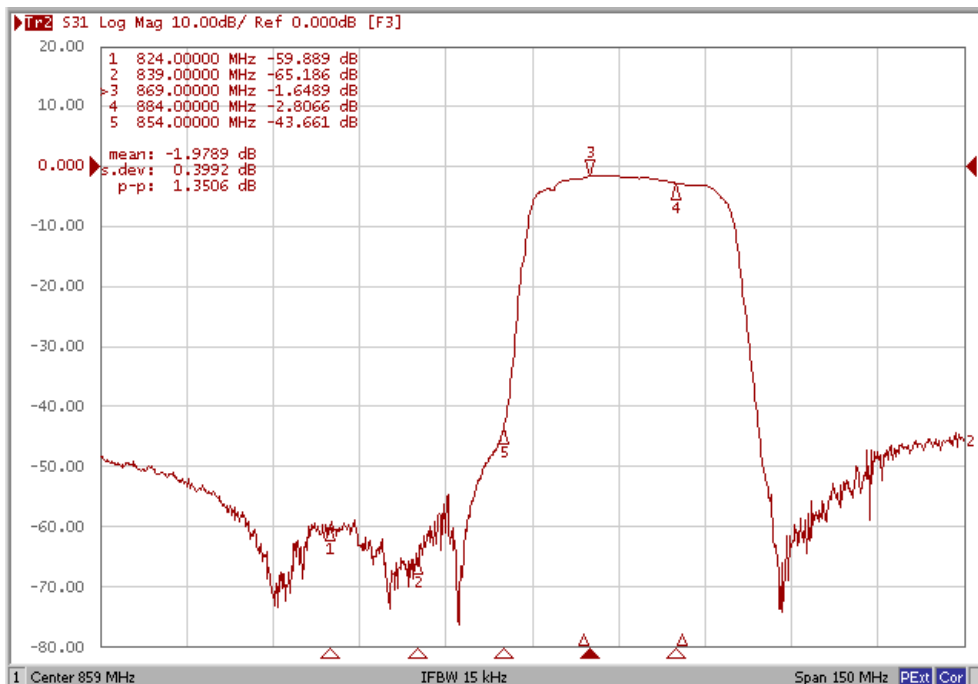


□ Frequency Characteristics

Tx to Ant

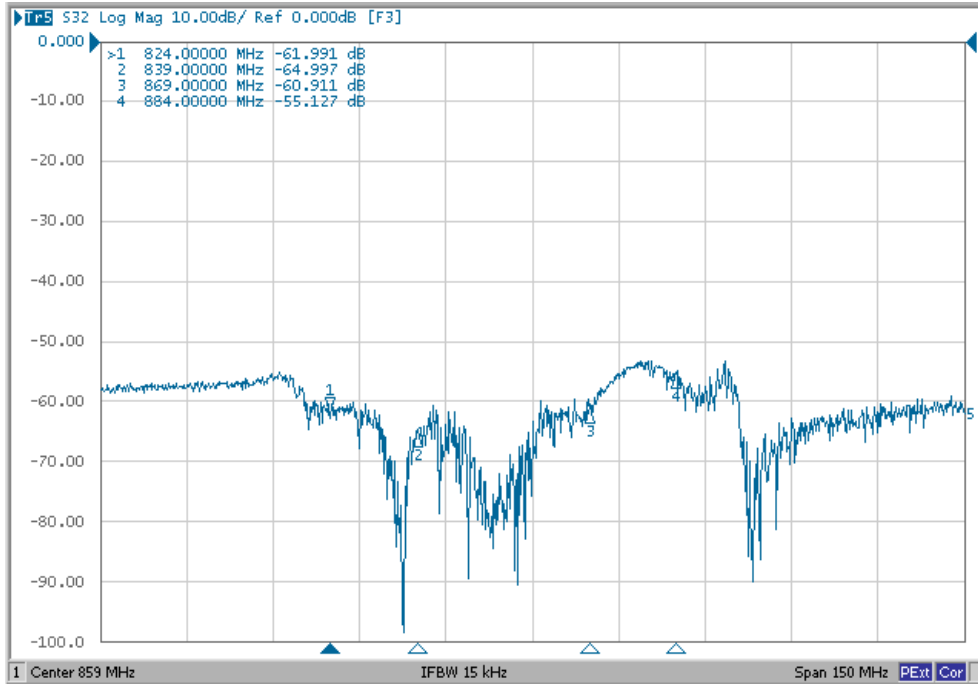


Ant to Rx



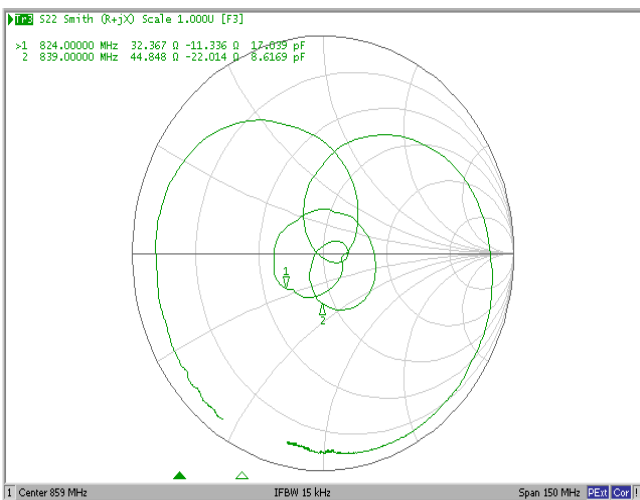


Isolation

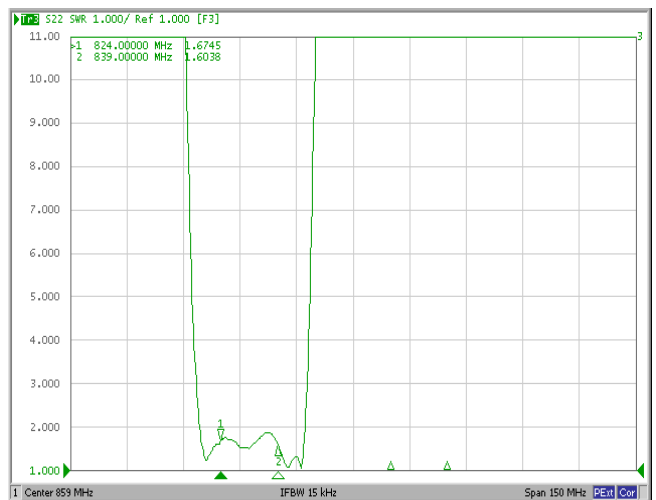


Tx Port

Smith Chart



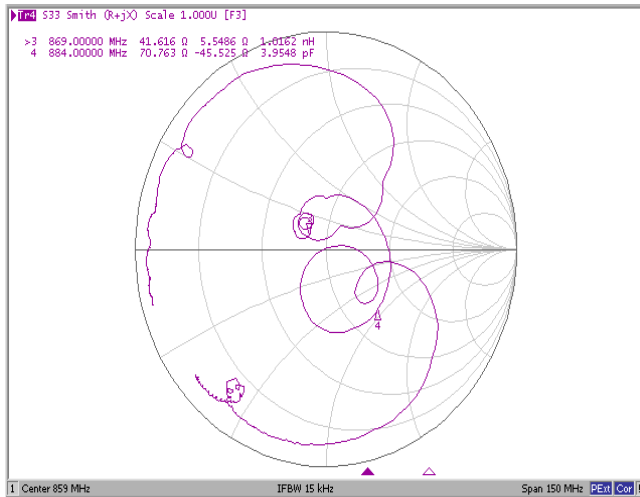
VSWR



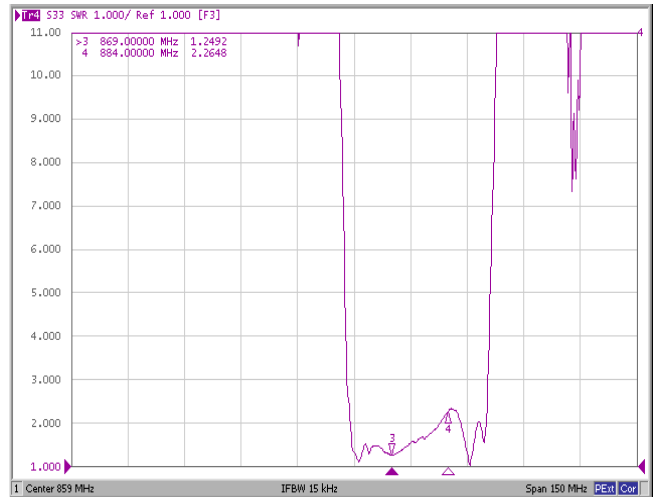


Rx Port

Smith Chart

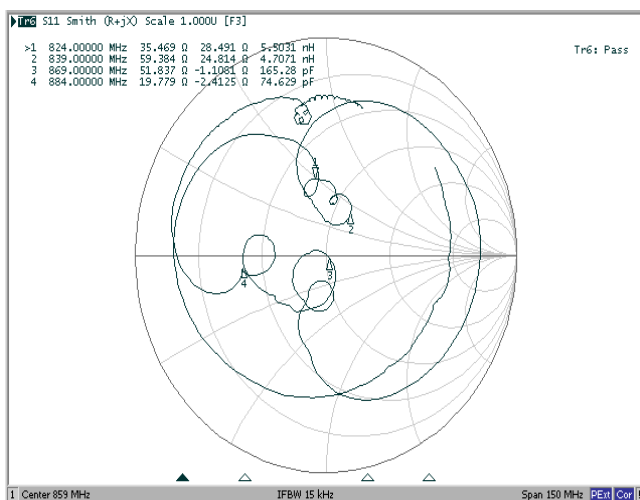


VSWR



Ant Port

Smith Chart



VSWR

