



*Total Solution Provider in Saw Device*

---

# SF-031501-S23

Wireless, Balanced RF SAW Filter  
Revision 0: April 2014



- Electrical Characteristics
  - Package Dimensions
  - Testing Environment
  - Frequency Characteristics
- 

**SAWNICS Inc.**

---

460 Cheonheung-ri, Seonggeo-eup, Cheonan-si, Chungcheongnam-do, 330-836 / Korea.  
Tel: +82 41 550 9372 / Fax: +82 41 550 9399 / [www.sawnics.com](http://www.sawnics.com)

## □ Electrical Characteristics

### Maximum Ratings

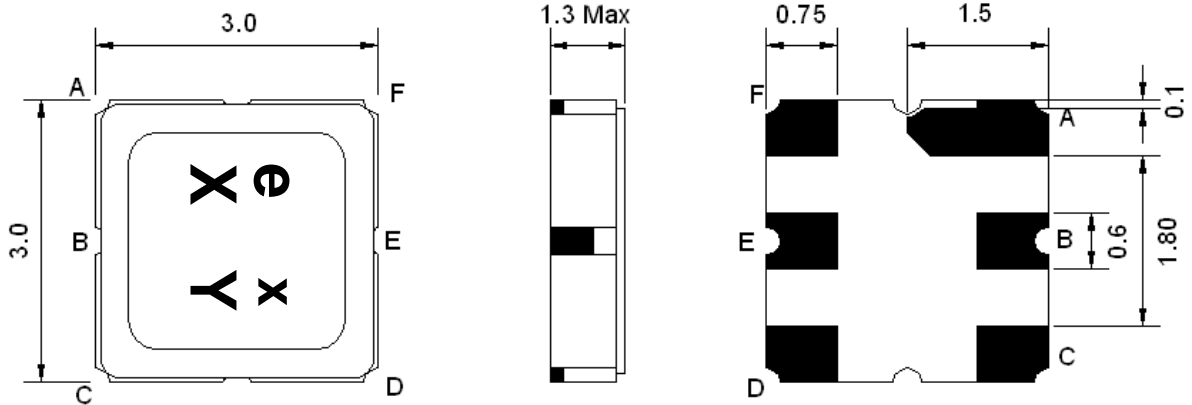
Parameters Description	Unit	Minimum	Typical	Maximum
Operating Temperature Range	°C	-40	-	+85
Storage Temperature Range	°C	-45	-	+85
Maximum DC Voltage	V	-	-	0
Maximum Input Power	dBm	-	-	10
Source Impedance (unbalanced) <sup>(1)</sup>	Ω	-	50	-
Load Impedance (balanced) <sup>(1)</sup>	Ω	-	200	-
Package type & size	S23			
Length x Width	mm <sup>2</sup>	-	3.0 x 3.0	-
Height	mm	-	-	1.3

### Electrical Specification

Parameters Description	Unit	Minimum	Typical	Maximum
Center Frequency (Fo)	MHz	-	315.0	-
Insertion Loss within 314.5 ~315.5 MHz	dB	-	2.6	3.2
Amplitude Ripple within 314.5 ~ 315.5 MHz	dB <sub>p-p</sub>	-	0.4	0.9
<b>Attenuation:</b>				
10.0 ~ 225.0 MHz	dB	50	65	-
225.0 ~ 285.0 MHz	dB	45	55	-
285.0 ~ 305.0 MHz	dB	30	47	-
330.0 ~ 350.0 MHz	dB	30	42	-
350.0 ~ 450.0 MHz	dB	35	42	-
450.0 ~1000.0 MHz	dB	40	53	-
VSWR(Input) within 314.5 ~ 315.5 MHz	-	-	1.4	2.0
VSWR(Output) within 314.5 ~ 315.5 MHz	-	-	1.4	2.0

**Notes :** (1) No Matching Network .

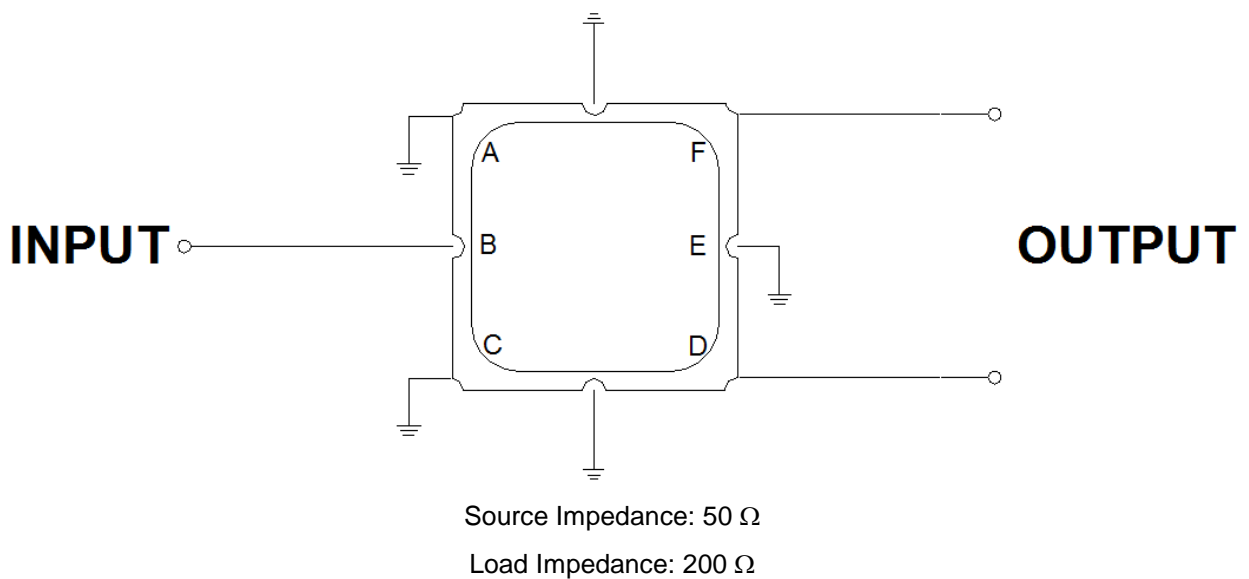
**Package Dimensions**



Marking Descriptions	
e	Wireless Application
x	Series Number
X	Date Code(Year)
Y	Date Code(Month)

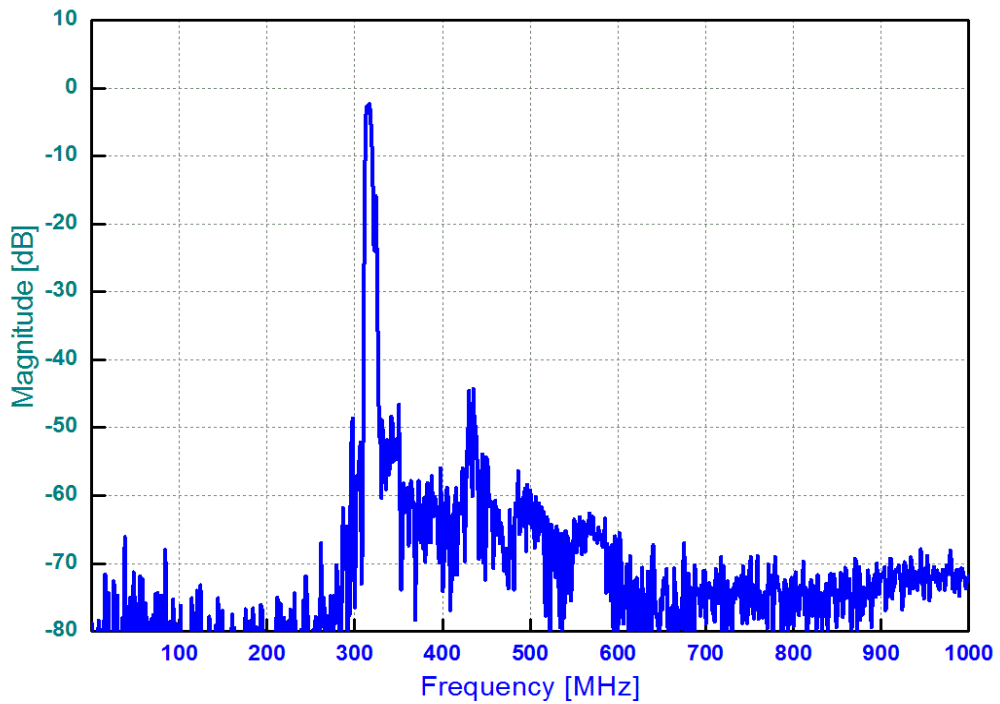
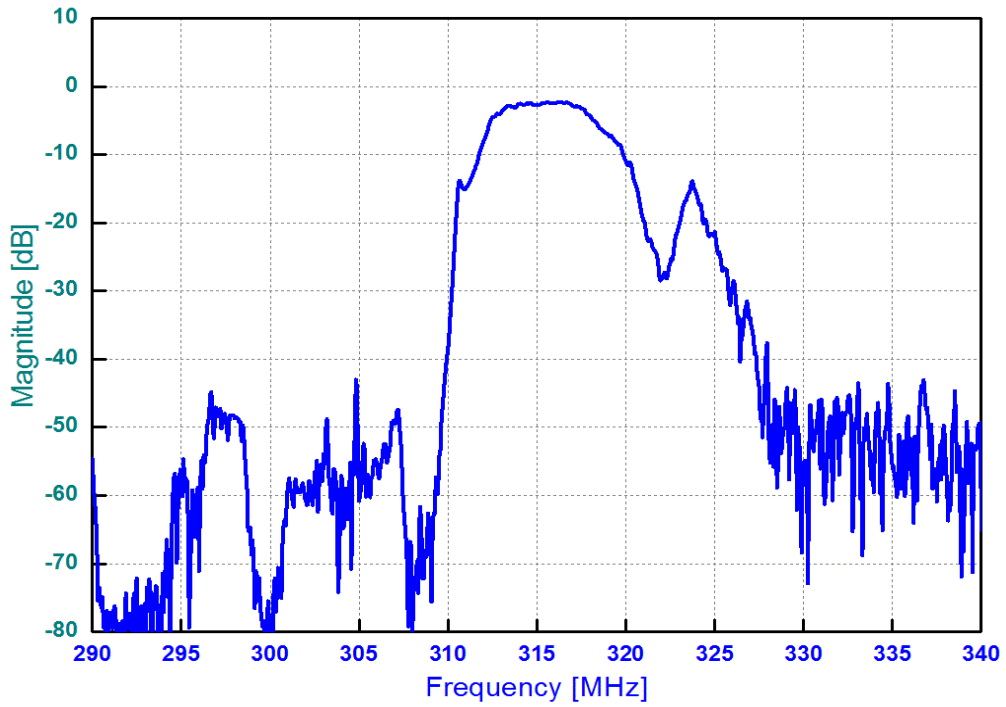
Pin Description	
A, C, E	Ground
B	Input
D,F	Balanced Output

**Testing Environment**



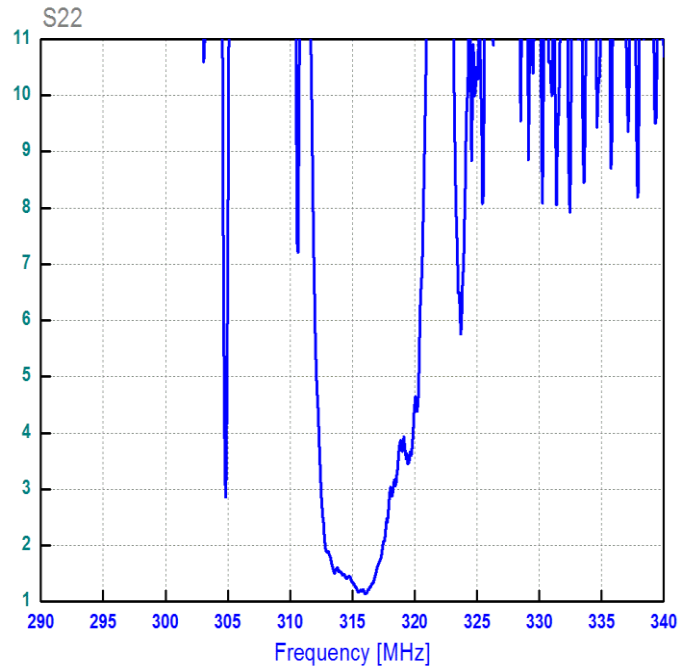
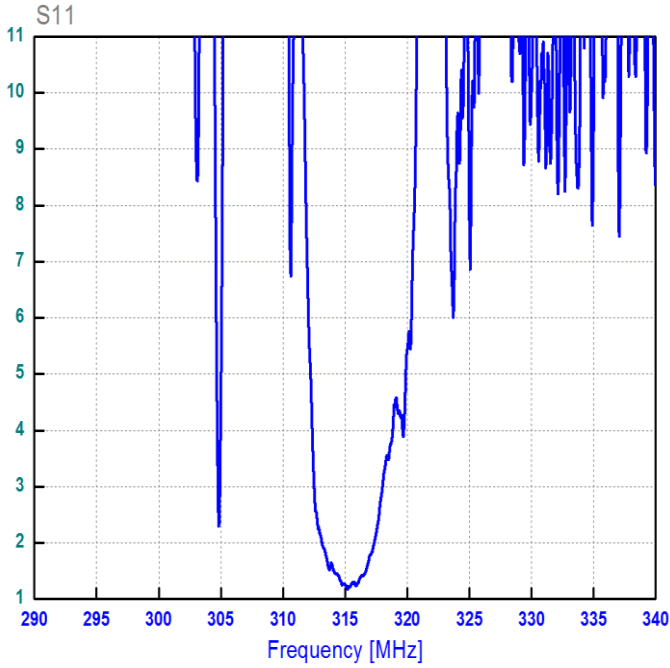
## □ Frequency Characteristics

Frequency Response





VSWR



Smith Chart

